

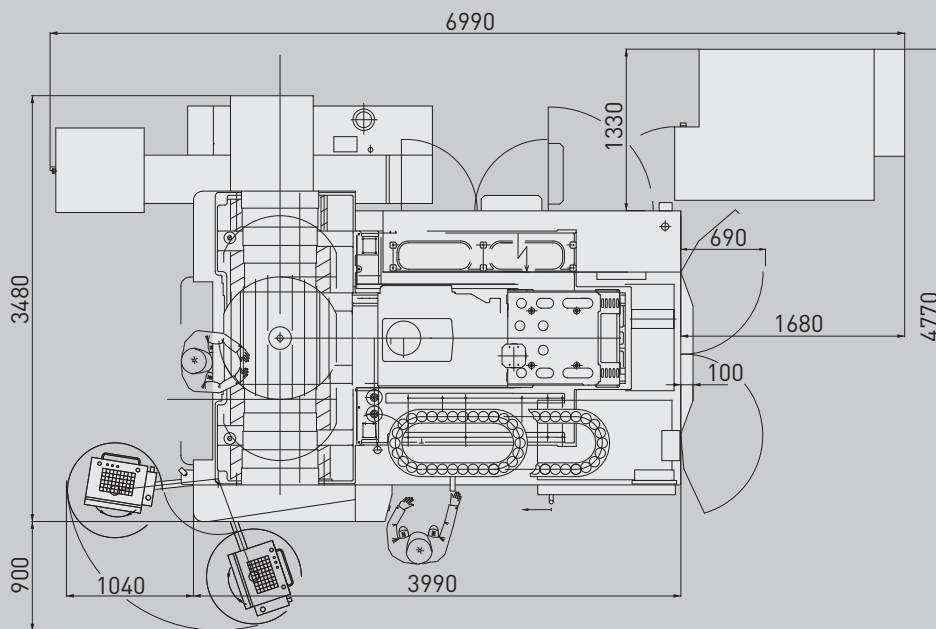
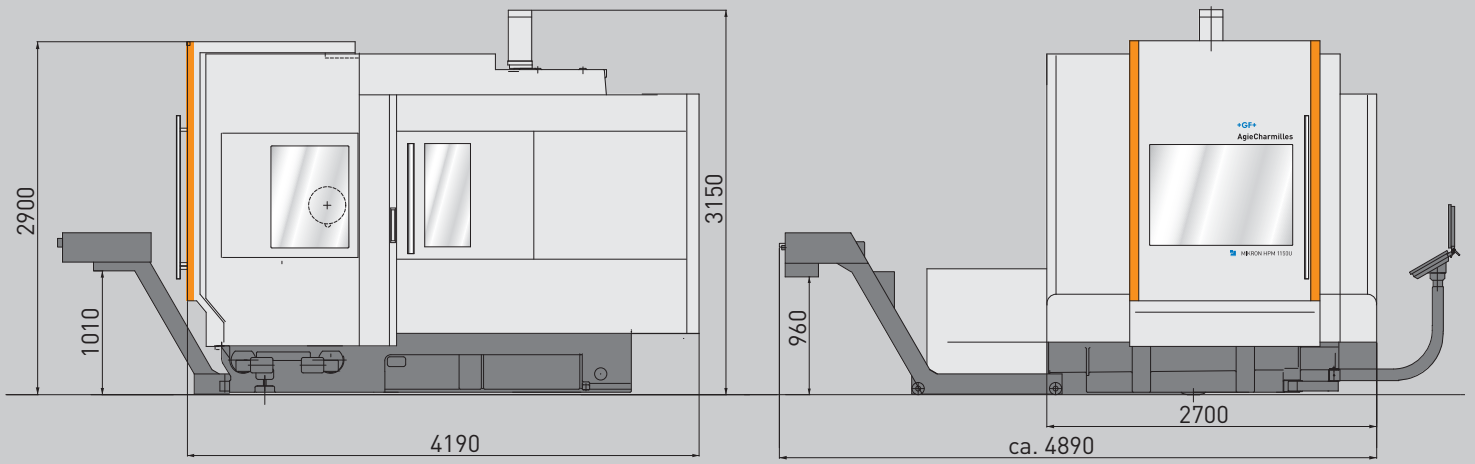
Technical data

MIKRON HPM 1150U

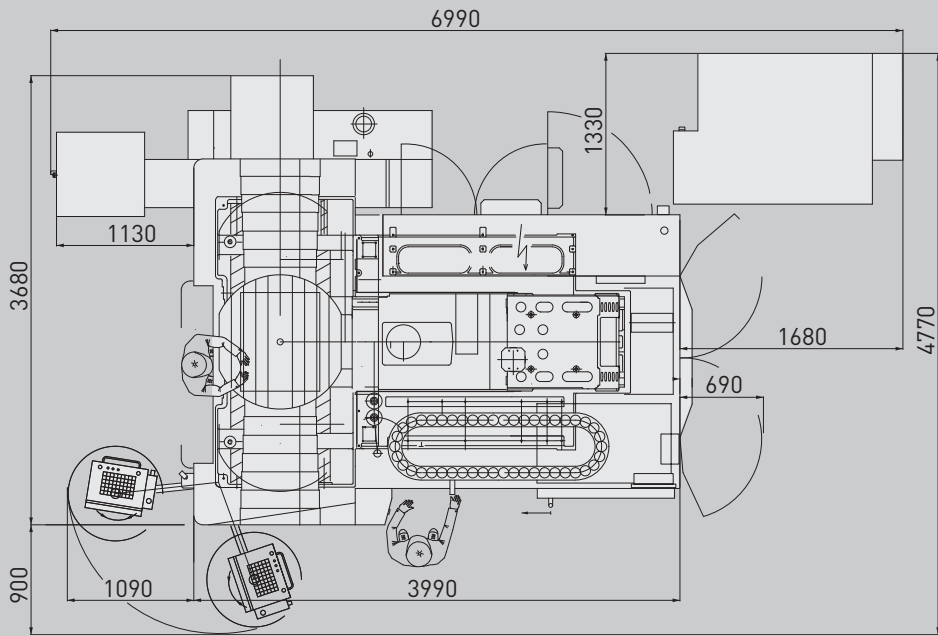
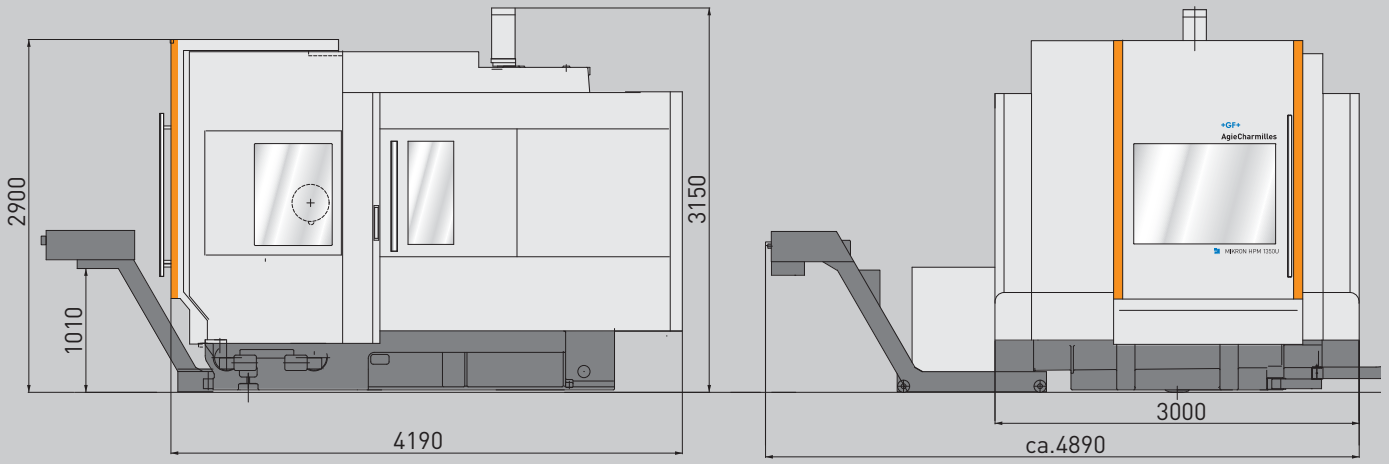
MIKRON HPM 1350U

			MIKRON HPM 1150U	MIKRON HPM 1350U
Working range				
Longitudinal	X	mm	1000	1350
Cross	Y	mm	1150	1150
Vertical	Z	mm	700/895	700/895
A-axis		°	+16/-120	+16/-120
C-axis		°	n x 360	n x 360
Number of simultaneous axis		pce.	5 axis/5 simultaneous	5 axis/5 simultaneous
Feed Drives				
Feed rate / Rapid traverse	X, Y	m/min	15 / 30	15 / 32
Feed rate / Rapid traverse	Z	m/min	15 / 30	15 / 32
Feed rate / Rapid traverse	A	min ⁻¹	11 / 20	11 / 20
Feed rate / Rapid traverse	C	min ⁻¹	40	40
Working spindle				
Working spindle 15`000	Spindle power 40% ED	kW	38	38
ISO-B40	Spindle torque 40% ED	Nm	193	193
Working spindle 15`000	Spindle power 40% ED	kW	38	38
HSK-A63	Spindle torque 40% ED	Nm	193	193
Working spindle 24`000	Spindle power 40% ED	kW	30	30
HSK-A63	Spindle torque 40% ED	Nm	75	75
Accuracy XYZ ISO 230-2(97)				
Accuracy	A	µm	X = 8 Y + Z = 6	X = 8 Y + Z = 6
Repeatability	R	µm	X = 5 Y + Z = 4	X = 5 Y + Z = 4
Work table				
Clamping surface		mm	Ø 1000	Ø 1100
Max. workpiece weight		kg	1100	1600
Automation				
Pallet magazine		Positions	-	3
Pallet clamping surface		mm	-	Ø 1000 / 840
Tool magazine	ISO-B40 / HSK-A63	Positions	30, 46, 92	30, 46, 92
Control unit				
		Heidenhain	iTNC 530	iTNC 530
		Siemens	840 D	840 D
Weight				
Machine		kg	12'300	12'600 - 17'100
smart machine				
			APS, APS extended, Adaptive control, ITC	APS, APS extended, Adaptive control, ITC
Ancillary services				
Programming courses			•	•
Technology courses			•	•
Service training courses			•	•

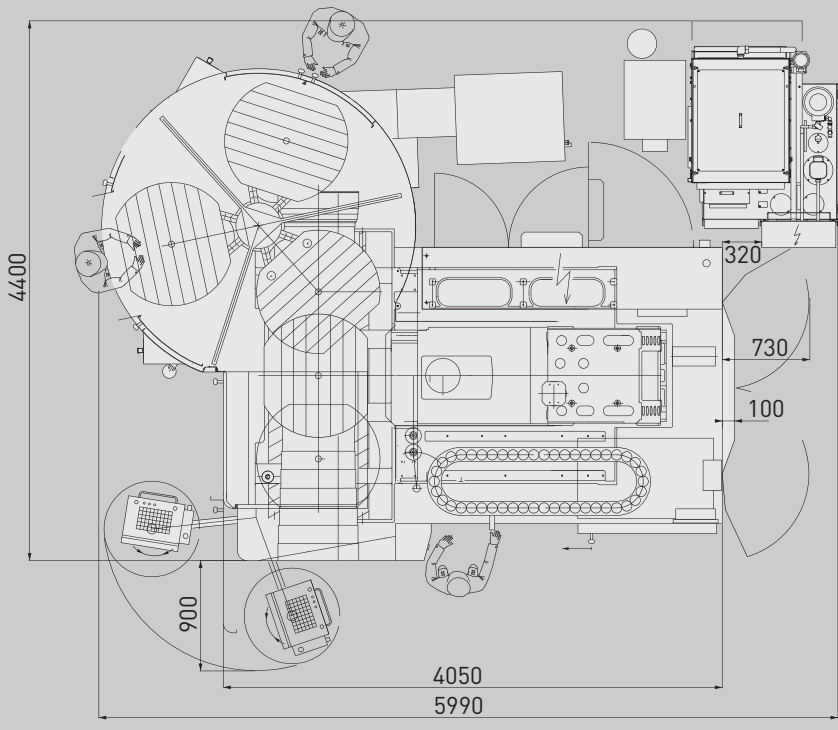
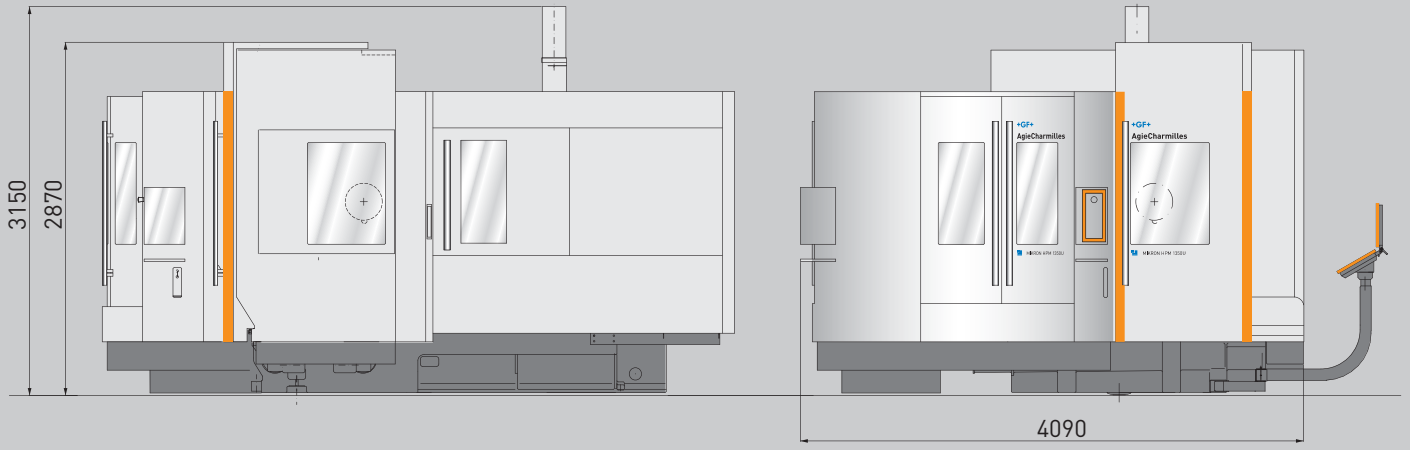
HPM 1150U
without Pallet magazine



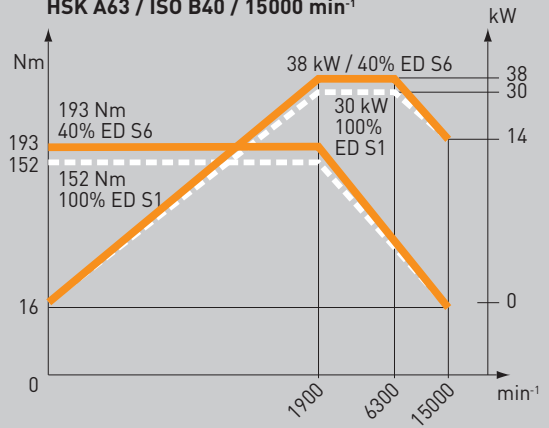
HPM 1350U
without Pallet magazine



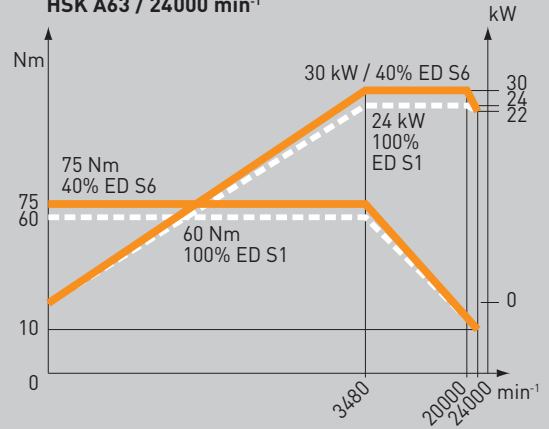
HPM 1350U with Pallet magazine



**HPM 1150U / 1350U
HSK A63 / ISO B40 / 15000 min⁻¹**



**HPM 1150U / 1350U
HSK A63 / 24000 min⁻¹**



© Mikron Agie Charmilles AG, 2011
 The technical data and illustrations are not binding.
 They are not warranted characteristics and are subject to change.